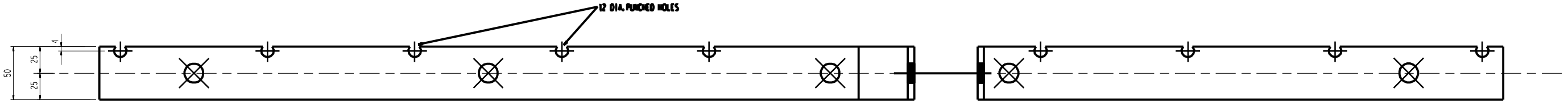

ONE AS SHOWN MARKED 1.
ONE OPP. HAND MARKED 1X.

SIDE VIEW

ONE AS SHOWN MARKED 2.
ONE OPP. HAND MARKED 2X.

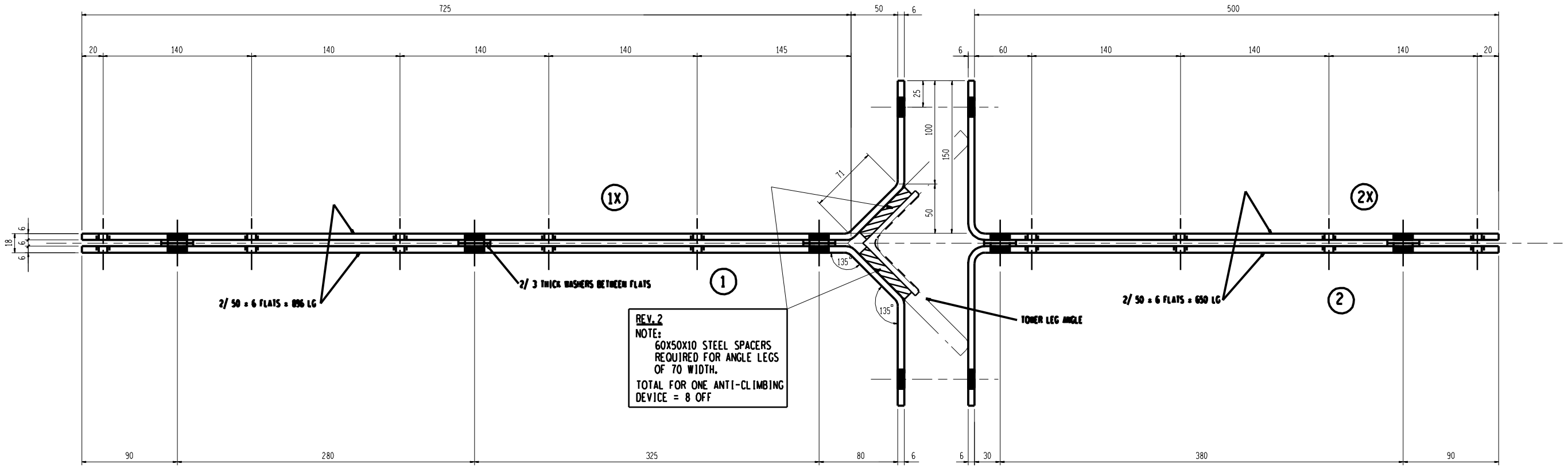

REV. 2
NOTE:
60X50X10 STEEL SPACERS REQUIRED FOR ANGLE LEGS OF 70 WIDTH.
TOTAL FOR ONE ANTI-CLIMBING DEVICE = 8 OFF

PLAN VIEW ON ANTI-CLIMBING DEVICE BRACKET

1:2

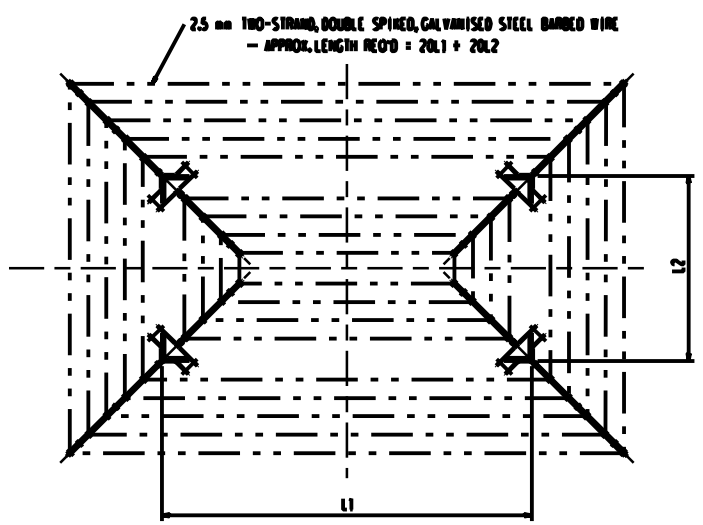

TYPICAL ARRANGEMENT OF ANTI-CLIMBING DEVICE

BOLT SCHEDULE (4-BRACKETS)			
TYPE	NO. OFF	LENGTH	NO. OFF WASHERS
M16.:.SHOP	20.	45.	60.
M16.:.SITE	.8.	100	.8.
100 LG BOLT TO BE FULLY THREADED, SET SCREW TYPE			

MASS OF STEELWORK (BOLTS AND SPACERS EXCLUDED)	----29 kg
MASS OF GRADE 4.6 BOLTS AND WASHERS	...5 kg
60 X 50 X 10 SPACERS	...2 kg

NOTES:

1) QUANTITIES AND MASSES SHOWN ARE FOR ONE ANTI-CLIMBING DEVICE. i.e. 4-BRACKETS.
2) ALL ITEMS TO BE GALVANISED.
3) ALL MARKS TO BE STAMPED ONTO STEELWORK AND SHALL BE CLEARLY LEGIBLE AFTER GALVANISING.
4) ALL MARKS TO BE PREFIXED :'701'.

REV	AUTH MAG	DATE DATUM	REVISION/REVISIES	BY DEUR	CHKD NAGES	REFERENCE DRAWINGS VERWYSINGSTEKENINGE
2	G.A.C.	AUG 1992	SPACERS ADDED FOR 7,75 HIGH SUPPORT	E.G.	P.B.	
1	D.D.	10 10 89	AS BUILD REVISION.	A.D.	D.D.	4251 L.E.SUPPORT 7,75 HIGH
0			FIRST ISSUE / EERSTE UITREIKING			3902 COLUMNS WC1 & WC2

INDEX REF/INDEKSVERW 52.880.59.

DRG.TEK REGISTR		
CHKD NAGES	A.C.B.	10 10 89
DRAWN GETEKEN	D.D.	10 10 89
SCALE SKAAL	D.ELPORT	10 10 89
	AS SHOWN	

SOUTH AFRICA
SUID AFRIKA

ESCOM ● EVKOM
275 kV YARD STEELWORK
DETAILS OF ANTI-CLIMBING DEVICE

APPROVED: M. BARNARD 26.03.89
GOEDGEKEUR

0·54/3911
REV 2

THIS DRAWING HAS BEEN CREATED ON A C.A.D. SYSTEM. ANY AMENDMENT MUST BE EFFECTED ON THE SAME SYSTEM.

SIZE GROOTTE A1L

Document Produced by deskPDF Unregistered :: http://www.docudesk.com