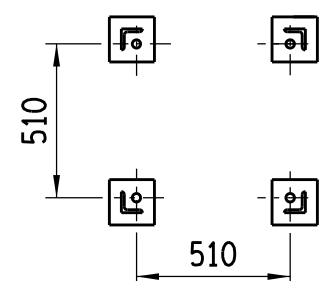
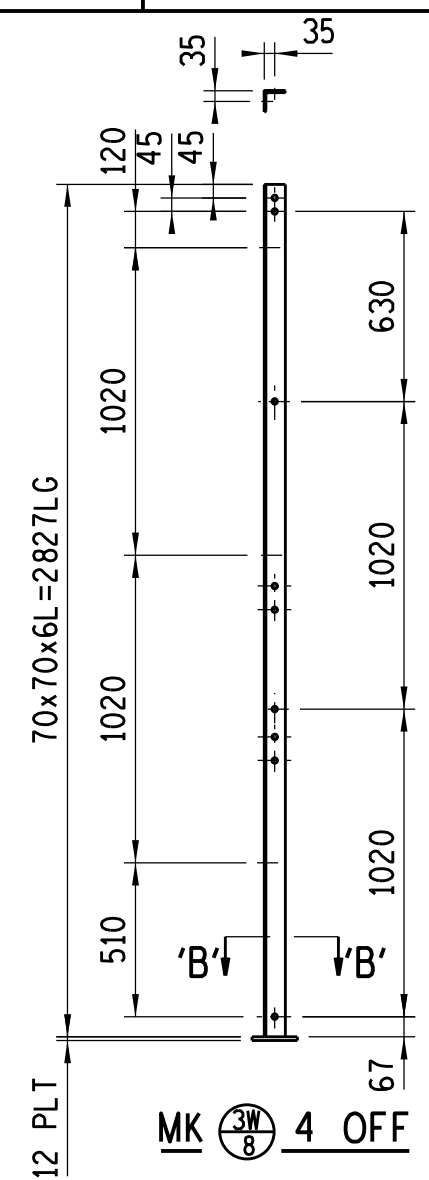


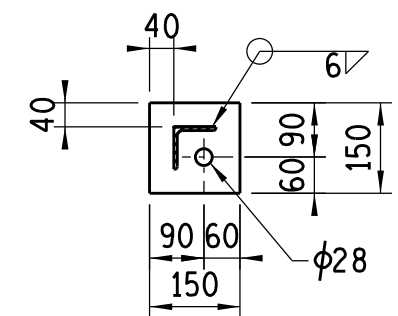
ELEVATION



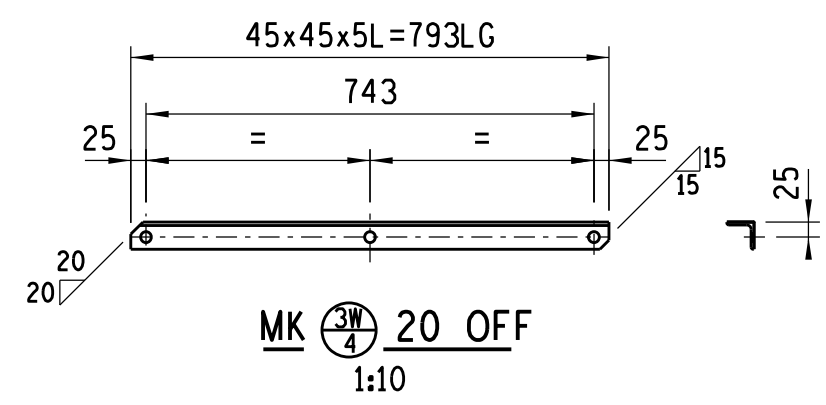
SECTION 'A'-A'



SECTION 'B'-B'



SECTION 'B'-B'



1:10

NOTES

1. ALL WELDING AND WELDING SYMBOLS SHALL CONFORM TO SABS 10044 PART 1 TO PART 5.
2. ALL STEELWORK TO BE GRADE S355JR, TO SANS 1431 AND HOT DIP GALVANISED TO SANS 121.
3. ALL WELDS TO BE SEAM WELDED.
4. ALL STEELWORK TO BE FABRICATED, ERECTED & LEVELLED, TO A TOLERANCE OF + OR - 1,5 mm.
5. ALL BOLTS SECURING EQUIPMENT TO THIS STRUCTURE, TO BE SUPPLIED BY EQUIPMENT CONTRACTOR.
6. H.D. BOLTS COMPLETE WITH NUT AND WASHER TO BE SUPPLIED BY CIVIL CONTRACTOR.
7. HOLES TO BE DIA.18 FOR M16 GRADE 8.8 BOLTS HOT DIP GALVANIZED, UNLESS OTHERWISE STATED.
8. ALL MARKS TO BE STAMPED ONTO STEELWORK AND SHALL BE CLEARLY LEGIBLE AFTER GALVANISING.
9. ALL WORK SHALL COMPLY WITH SANS 1200 SERIES SPECIFICATIONS. SPECIFICATIONS: TOLERANCE/DEVIATION TO BE DEGREE OF ACCURACY II

BOLT SCHEDULE (STRENGTH GRADE 8.8)				
MK	DIA	LENGTH	No OFF	WASHER/BOLT
1	M 16	35	8	1 FLAT
2	M 16	40	16	1 FLAT

NOTES ON BOLTS:  
 1- BOLTS TO BE SUPPLIED WITH ONE NUT AND WASHER.  
 2- BOLTS ERECTED WITH HEAD TO INSIDE PREFERRED.  
 3- WASHER TO BE PLACED UNDER NUT.  
 4- ALL BOLTS TO BE GALVANIZED.

MASS IN kg		
STRUCTURE	BOLTS	TOTAL
135	3,1	138,1

3	UPDATED TO STANDARD.	A.T	AM	13 - 10 - 2021	308	FOUNDATION
REV	REVISION DESCRIPTION	DRAWN	CHKD	AUTH	DATE	0.54/ REFERENCE DRAWINGS
APPROVED BY		 Eskom			Eskom Holdings SOC Ltd Reg No 2002/015527/30	
E.F.OTTEN						
DATE 16/04/74						
CHECKED BY		MEDIUM EQUIPMENT SUPPORT 3000mm HIGH				
A.RUSSELL						
DATE 11/04/74						
DRAWN BY						
E.BOSCH						
DATE 14/03/74		0.54/303			SHEET NUMBER	REVISION
SCALE 1:25					0	3