

ITP-WIT-003 Rev 0

Contract name:	Witkop Substation	Contract no:		Date:	23-07-2013
Description:	Stringing and Hardware	Location:	132kV Yard		





No	Activity	Specification standard References	Roshcon Production			Roshcon Quality			Client			Remarks / Documentation
			Inter vention	Sign	Date	Inter vention	Sign	Date	Inter vention	Sign	Date	
1	Approved drawings on site issued	0 – NT – 4 sheet 33	I / H			I / H			I / H			
2	Check Free issue materials	0 – NT – 4 sheet 33	I / H			I / H			I / H			
3	Inspection of area to work in	0 – NT – 4 sheet 33	I			I			I			
4	Permits required	PTW	H			H			H			
5	Verification of correct conductor to be installed	Client Cable schedule 19 – NT – 203 sheet 44	I			I / S			I / S			
6	Verification of correct hardware to be installed	0 – NT – 4 sheet 33	I			I / S			I / S			
7	Check calibration of crimping tool	Cal certificate 41 – 727	I			I / T / H			I / T / H			
8	Verify 1 st crimp	41 – 727	I			T / W			T / W			

Intervention: [H] – Hold [W] – Witness
 [I] – Inspection [S] – Surveillance
 [T] – Test

NOTE: The term 'organisation' is the title given to Rotek Industries SOC Limited and Roshcon SOC Limited.
 Electronic Document Validity: Printed Friday, 23 August 2013. Documents printed via Electronic Media are valid as an authorised edition for 24 hours from time of print, otherwise this document will be deemed as information only. The document holder is responsible to identify and establish the current revision status from the Document Control Centre to preclude the use of invalid and/or obsolete documents. Copyright: This document vest in the organisation a member of the Eskom Group and no part thereof may be reproduced without the consent of the copyright holder.

9	Verify random crimp		I		I/S		I/S			
10	Install Conductor as per drawing	0 – NT – 4 sheet 33	I		I/S		I/S			
11	Stringer / Conductor Tension / Sag check		I		I		I/H			
12	Recordkeeping of installed materials: Conductor and hardware	FM EI 131 FM EI 240	I/S		I/S		I/S			
13	Torque of bolts as per specification	0 – NT – 4 sheet 33 41 – 727 WI-1.5-EI-02-43	I/T		I/T		I/T			
14	Hand Over	Drawing No: 0 – NT – 4 sheet 33	I		I/H		I/H			

Approval

Approved by Roshcon Production		Approved by Roshcon Quality		Approved by Client QA		Approved by Client Technical		Approved by Client Projects	
Signature		Signature		Signature		Signature	C THOMAS	Signature	
Name	D. VERSTER	Name	D. VERSTER	Name	A. MULLA	Name	C. THOMAS	Name	R. CHAME
Designation	SM	Designation	SM	Designation	QA	Designation	DESIGN ENGINEER	Designation	PROJECT MANAGER
Date	2/9/2013	Date	2/9/2013	Date	02/09/13	Date	3/9/2013	Date	4/9/13

Intervention: [H] – Hold [W] – Witness
[I] – Inspection [S] – Surveillance
[T] – Test

NOTE: The term 'organisation' is the title given to Rotek Industries SOC Limited and Roshcon SOC Limited.

Electronic Document Validity: Printed Friday, 23 August 2013. Documents printed via Electronic Media are valid as an authorised edition for 24 hours from time of print, otherwise this document will be deemed as information only. The document holder is responsible to identify and establish the current revision status from the Document Control Centre to preclude the use of invalid and/or obsolete documents. Copyright: This document vest in the organisation a member of the Eskom Group and no part thereof may be reproduced without the consent of the copyright holder.