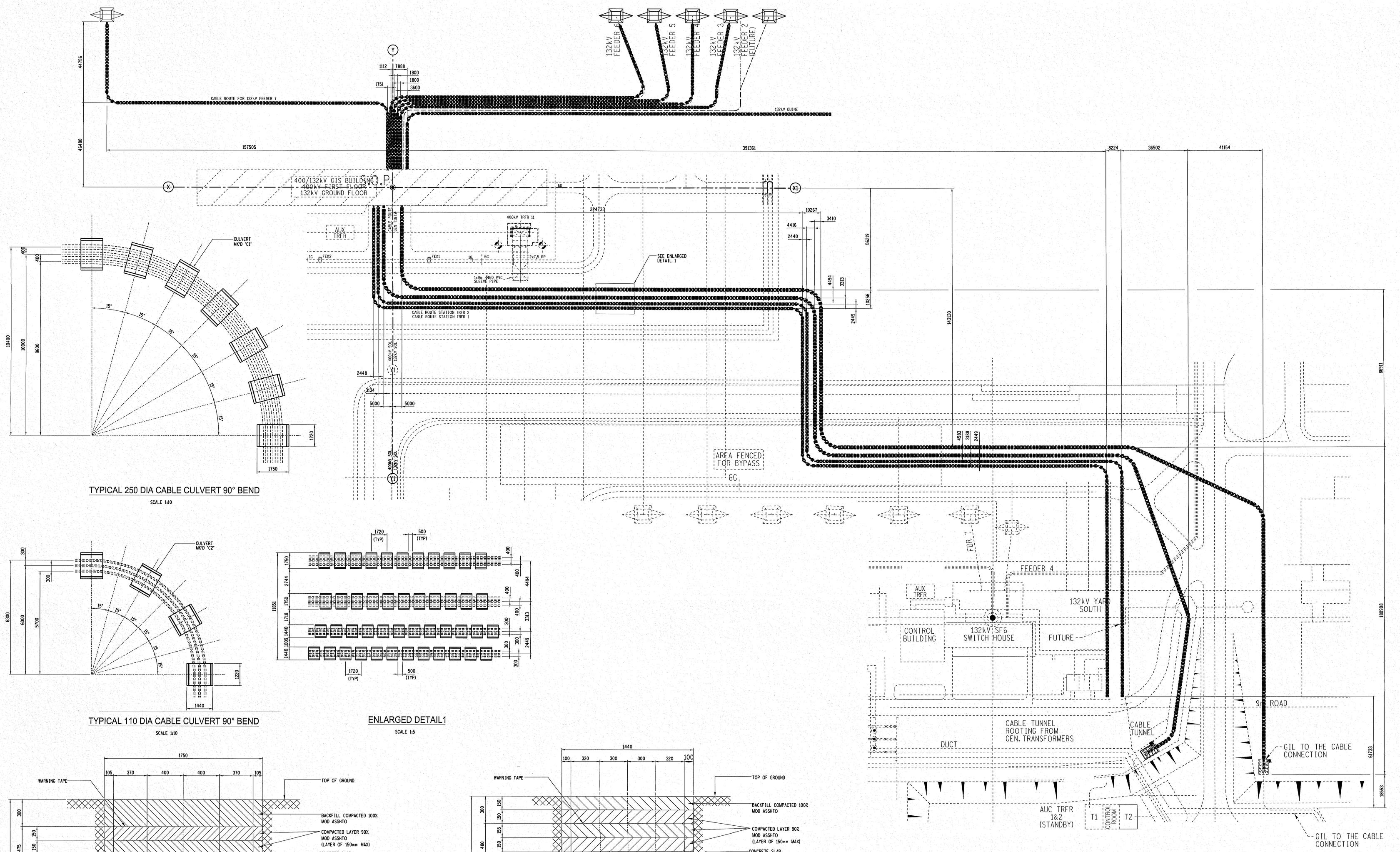

GENERAL LAY-OUT ON CABLE WITH CULVERT

SCALE 1:1

TYPICAL 250 DIA CABLE CULVERT 90° BEND

SCALE 1:10

TYPICAL 110 DIA CABLE CULVERT 90° BEND

SCALE 1:10

ENLARGED DETAIL1

SCALE 1:5

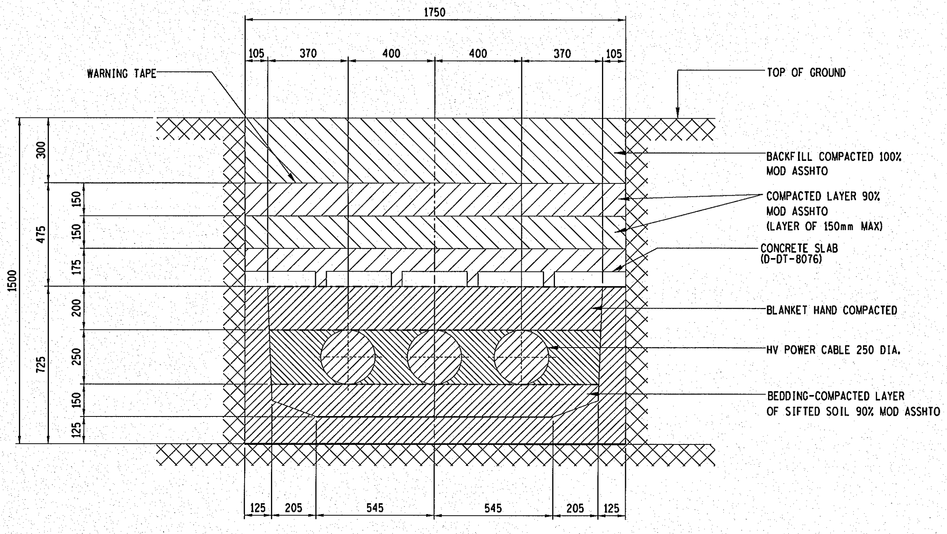

TYPICAL SECTION THRU 250 DIA CABLE CULVERT MK'D "C1"

SCALE 1:50

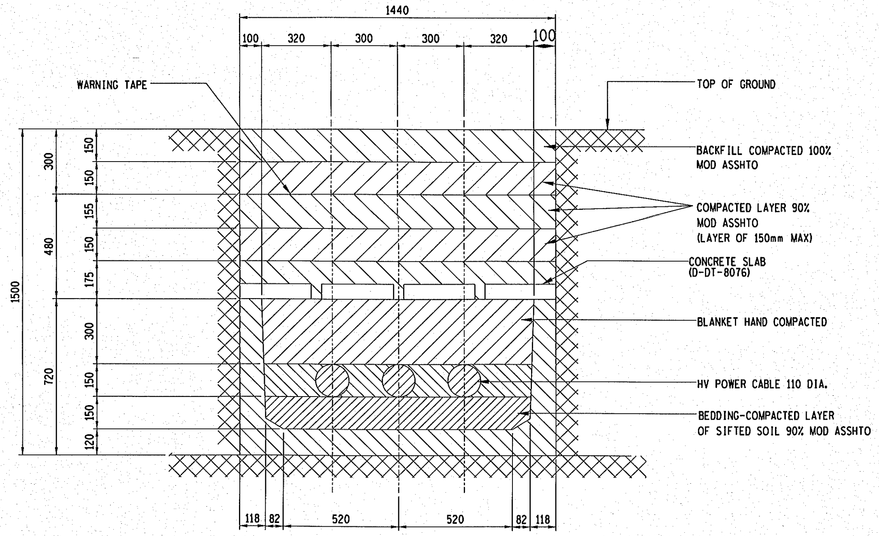

TYPICAL SECTION THRU 110 DIA CABLE CULVERT

SCALE 1:50

NOT FOR CONSTRUCTION

ISSUE DATE:

REV	REVISION DESCRIPTION	DRAWN	CHKD	AUTH	DATE	REFERENCE DRAWINGS
0	FIRST ISSUE					

054	GEN-1 GIL/CABLE
055	GEN-2 GIL/CABLE
056	GE-1&GEN-2 GIL/CABLE

APPROVED BY: A. Mareli — DATE 12/07/2017

CHECKED BY: D. Sambel — DATE 12-7-2017

DRAWN BY: Wiseman Mokhehle — DATE 12-07-2017

SCALE AS SHOWN

Eskom

Eskom Holdings SOC Ltd
Reg No 2002/015527/30

WESKUSFLUER

GENERAL LAY-OUT OF CULVERTS

OPTION-2

©

Wkoe11P01-SE-D57

SHEET NUMBER 2 — REVISION 0

SIZE GRODTIE AOL