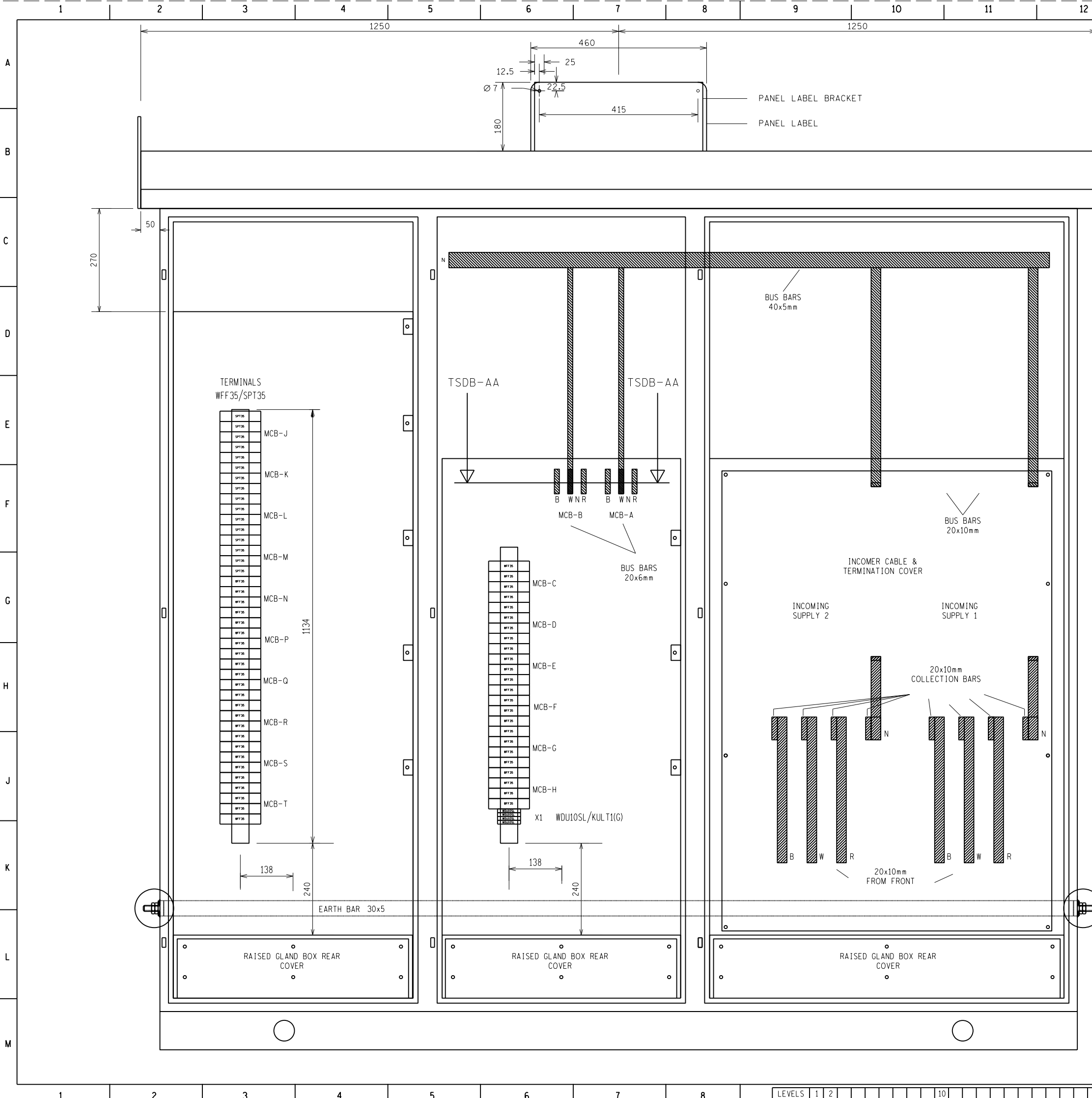
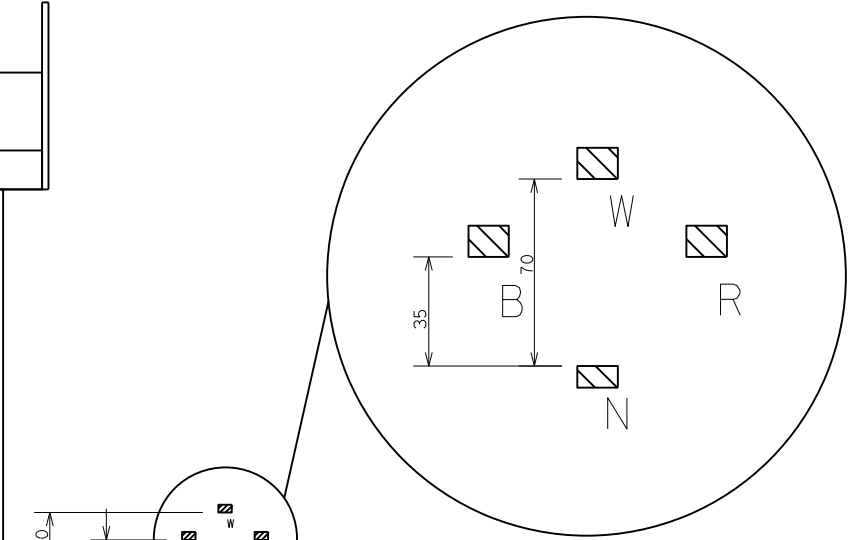


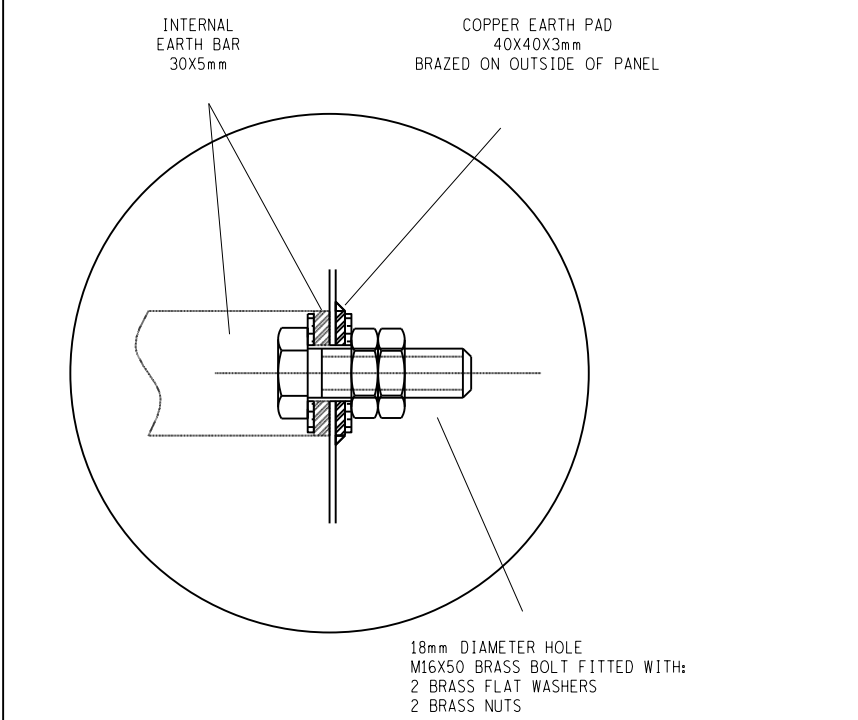
[illegible]



REV	REVISION TO MASTER	BY	CHKD	AUTH	DATE

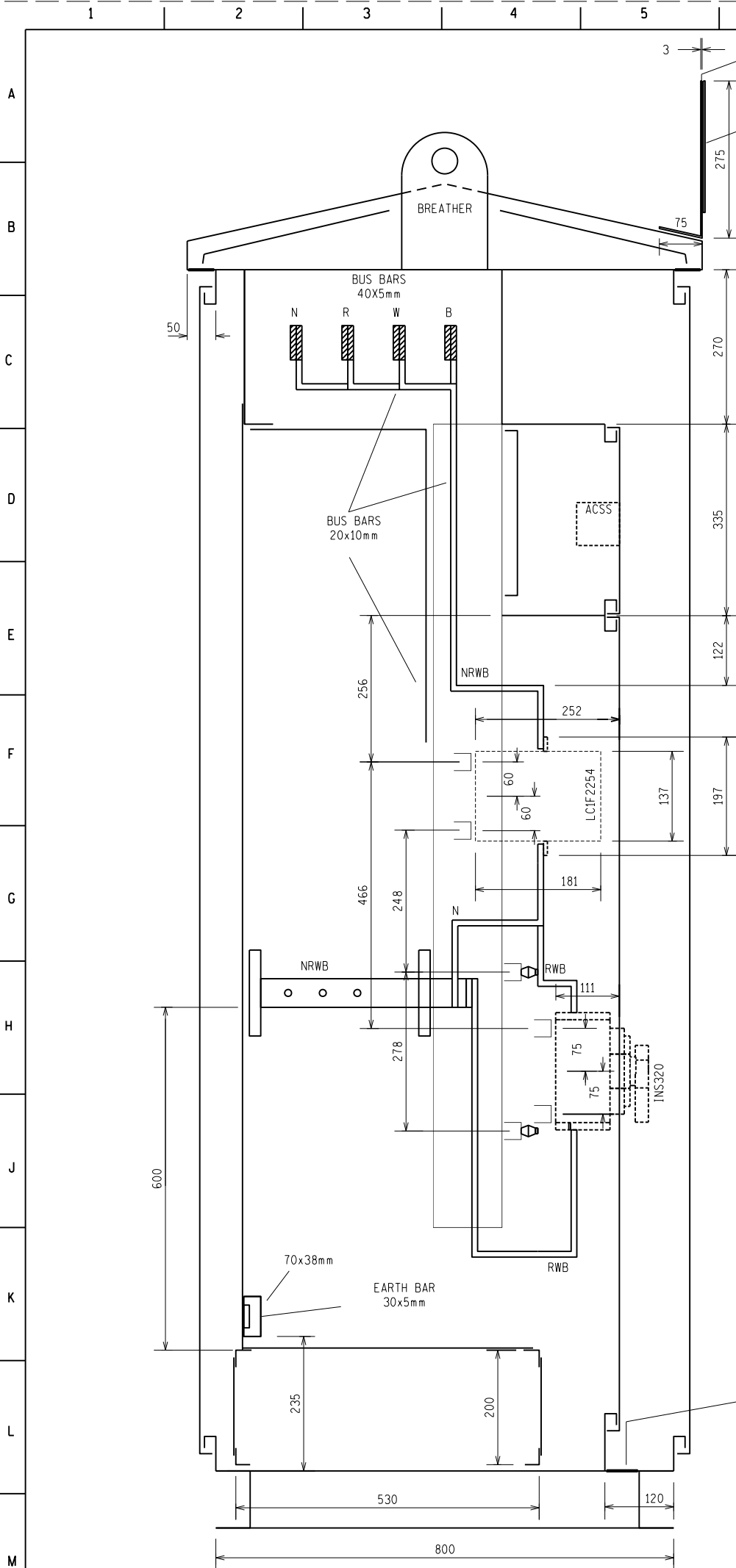


VIEW TSDB-AA

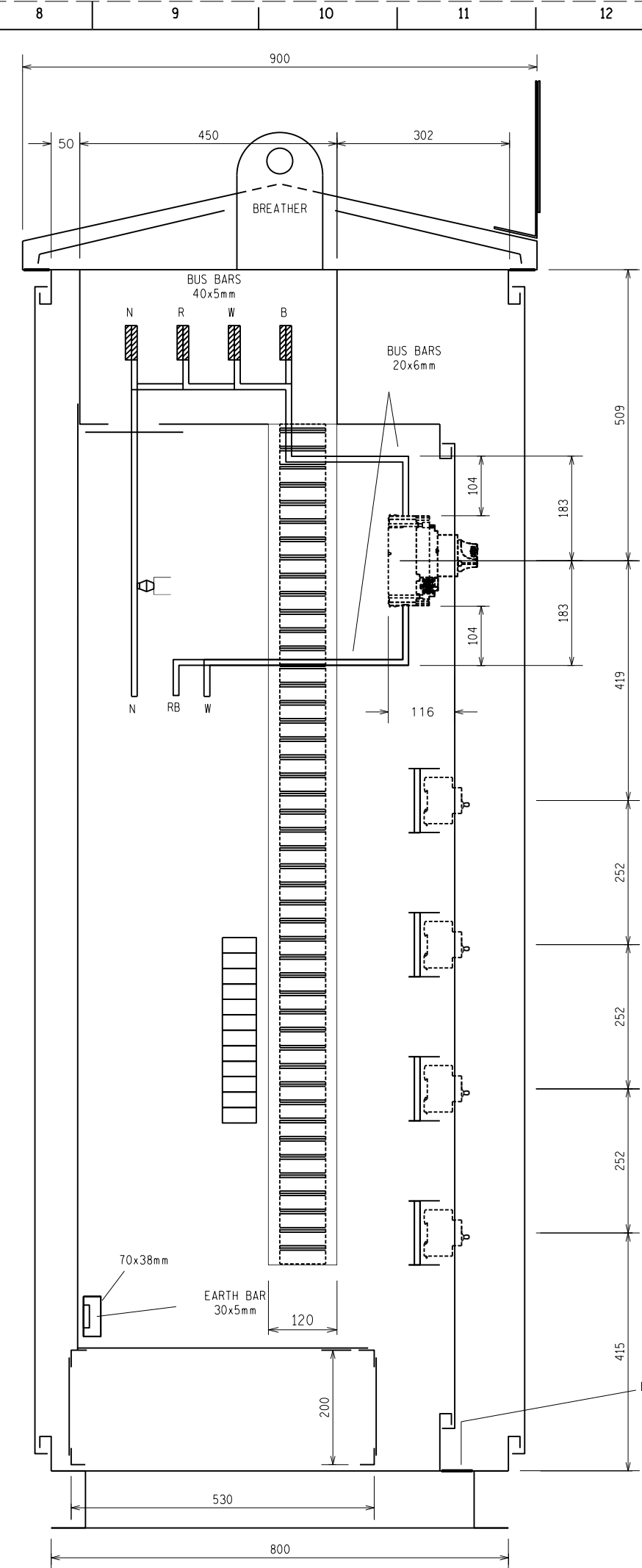


REV	REVISION DESCRIPTION	BY	CHKD	AUTH	DATE

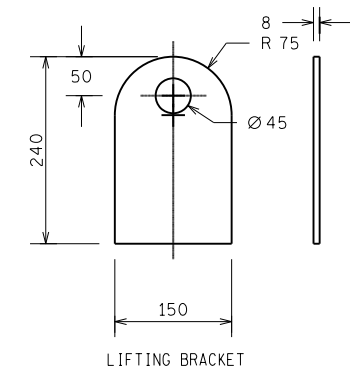
PROJECT APPROVED	DESIGN APPROVED		ESKOM HOLDINGS LIMITED REG NO. 2002/015527/06
DATE	DATE		
SCHEME APPROVED	DESIGN CHECKED	400V STATION DISTRIBUTION BOARD - TYPE 2 GENERAL ARRANGEMENT-REAR VIEW	SHEET NUMBER 3
DATE	DATE		
PROJECT CHECKED	DESIGN DRAWN BY	SCALE	REVISION 0
DATE	DATE		
PROJECT DRAWN BY	DATE		



SIDE VIEW INCOMERS



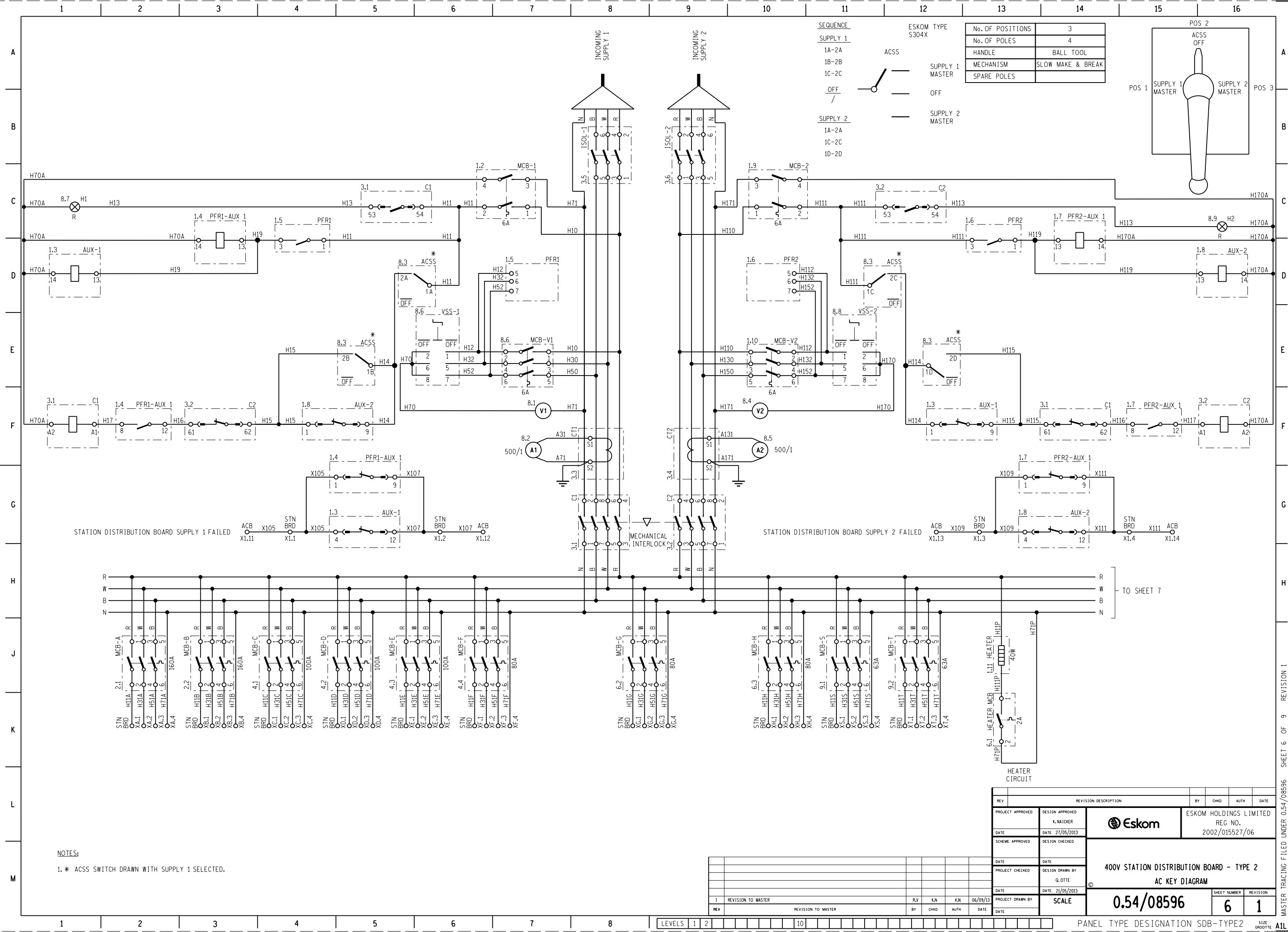
SIDE VIEW FEEDERS



LIFTING BRACKET

REV	REVISION DESCRIPTION	BY	CHKD	AUTH	DATE
PROJECT APPROVED	DESIGN APPROVED				
DATE	DATE				
SCHEME APPROVED	DESIGN CHECKED				
DATE	DATE				
PROJECT CHECKED	DESIGN DRAWN BY				
DATE	DATE				
PROJECT DRAWN BY	SCALE				
DATE					

PROJECT APPROVED	DESIGN APPROVED	Eskom	ESKOM HOLDINGS LIMITED REG NO. 2002/015527/06
DATE	DATE		
SCHEME APPROVED	DESIGN CHECKED	400V STATION DISTRIBUTION BOARD - TYPE 2 GENERAL ARRANGEMENT-SIDE VIEW	
DATE	DATE		
PROJECT CHECKED	DESIGN DRAWN BY	SHEET NUMBER	REVISION
DATE	DATE	4	0




INCOMING SUPPLY 1		
N	N	
B	B	
W	W	
R	R	
CABLE NUMBER		
CABLE SIZE		
NUMBER OF SPARES		
DESTINATION		

INCOMING SUPPLY 2		
N	N	
B	B	
W	W	
R	R	
CABLE NUMBER		
CABLE SIZE		
NUMBER OF SPARES		
DESTINATION		

	XJ							
H71J	4							
H51J	3							
H31J	2							
H11J	1							
	XK							
H71K	4							
H51K	3							
H31K	2							
H11K	1							
	XL							
H71L	4							
H51L	3							
H31L	2							
H11L	1							
	XM							
H71M	4							
H51M	3							
H31M	2							
H11M	1							
	XN							
H71N	4							
H51N	3							
H31N	2							
H11N	1							
	XP							
H71P	4							
H51P	3							
H31P	2							
H11P	1							
	XQ							
H71Q	4							
H51Q	3							
H31Q	2							
H11Q	1							
	XR							
H71R	4							
H51R	3							
H31R	2							
H11R	1							
	XS							
H71S	4							
H51S	3							
H31S	2							
H11S	1							
	XT							
H71T	4							
H51T	3							
H31T	2							
H11T	1							
CABLE NUMBER								
CABLE SIZE								
NUMBER OF SPARES								
DESTINATION								

	XA						
H71A	4						
H51A	3						
H31A	2						
H11A	1						
	XB						
H71B	4						
H51B	3						
H31B	2						
H11B	1						
	XC						
H71C	4						
H51C	3						
H31C	2						
H11C	1						
	XD						
H71D	4						
H51D	3						
H31D	2						
H11D	1						
	XE						
H71E	4						
H51E	3						
H31E	2						
H11E	1						
	XI						
X111	4						
X109	3						
X107	2						
X105	1						
	XF						
H71F	4						
H51F	3						
H31F	2						
H11F	1						
	XG						
H71G	4						
H51G	3						
H31G	2						
H11G	1						
	XH						
H71H	4						
H51H	3						
H31H	2						
H11H	1						
CABLE NUMBER							
CABLE SIZE							
NUMBER OF SPARES							
DESTINATION							

REV	REVISION TO MASTER	BY	CHKD	AUTH	DATE

REV	REVISION DESCRIPTION	BY	CHKD	AUTH	DATE
PROJECT APPROVED	DESIGN APPROVED K. NAICKER	 Eskom ESKOM HOLDINGS LIMITED REG NO. 2002/015527/06			
DATE	DATE 27/06/2013				
SCHEME APPROVED	DESIGN CHECKED	400V STATION DISTRIBUTION BOARD - TYPE 2 CABLING DIAGRAM			
DATE	DATE				
PROJECT CHECKED	DESIGN DRAWN BY G. OTTE				
DATE	DATE 21/05/2013	©			
PROJECT DRAWN BY	SCALE				
DATE		SHEET NUMBER		REVISION	
		8		0	

