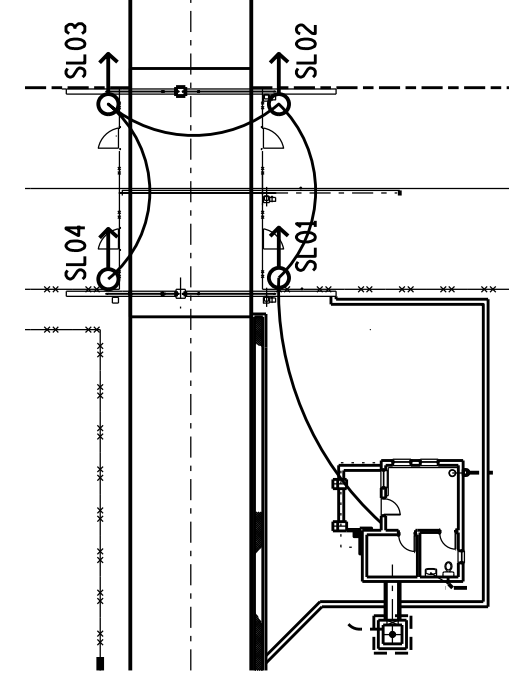
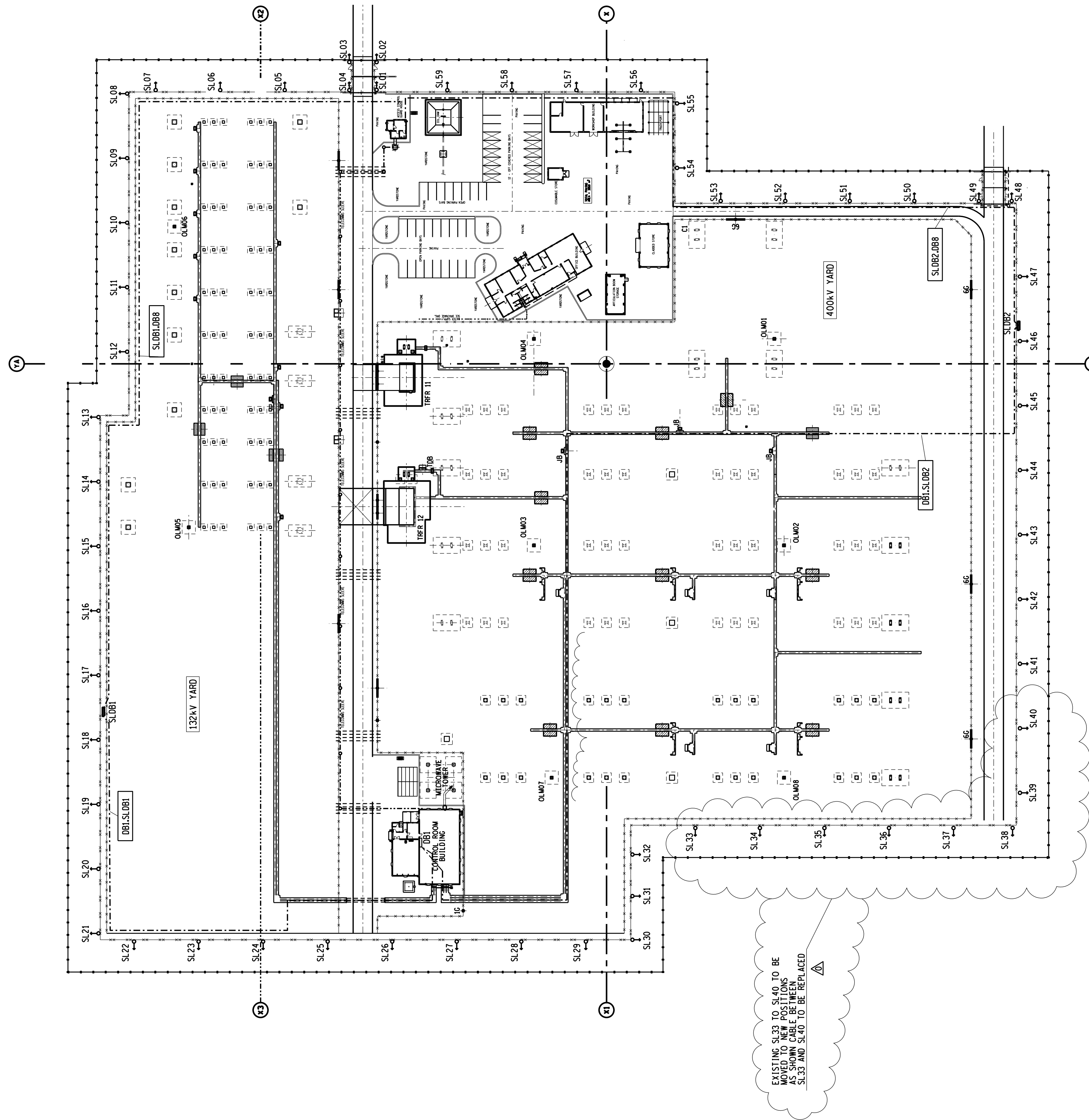


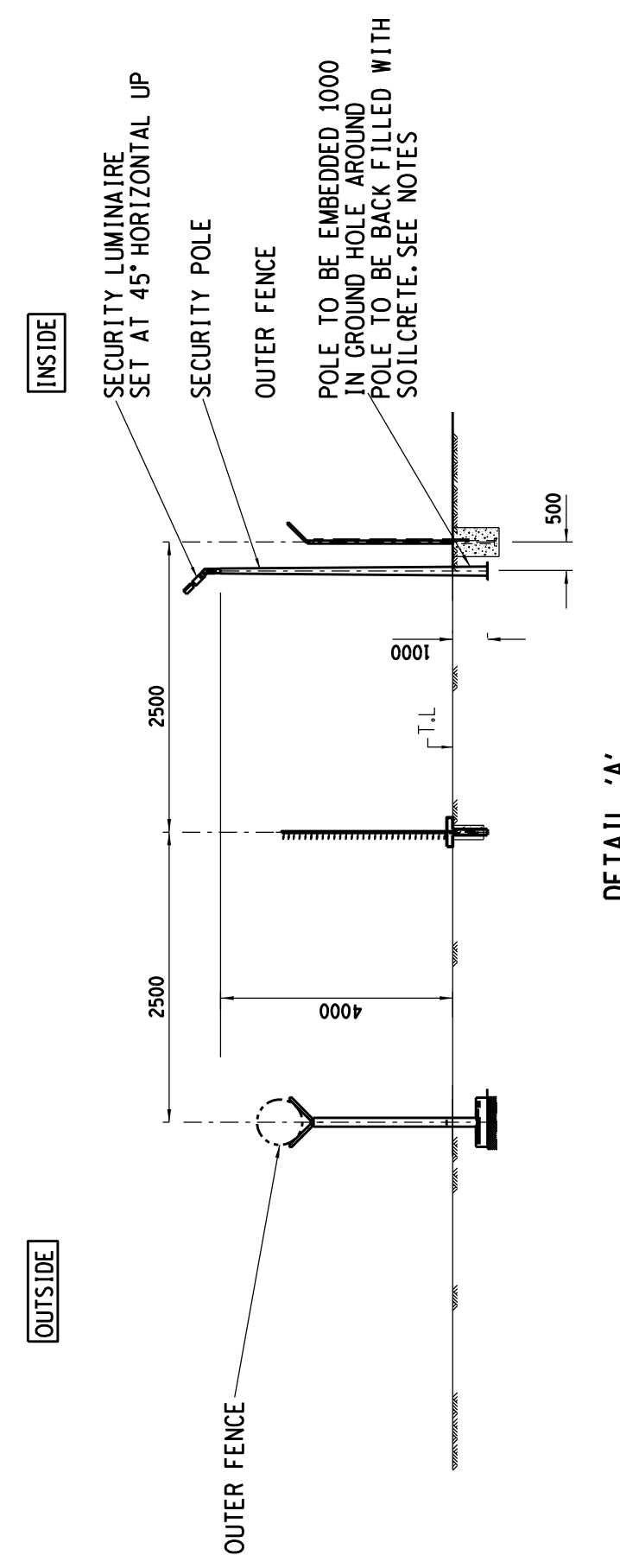
CABLE SCHEDULE FOR SECURITY LIGHTING LV RETROFITTING (GORD)				
CABLE No	CABLE TYPE	FROM	TO	ESTIMATED QUANTITY (m)
DB1-SL01	BV4HVCY	DB1	SL01	190
DB1-SL01-SL17	BV4HVCY	SL01	SL17	250
SL02-SL18-SL31	BV4HVCY	SL01	SL18-SL31	280
DB1-SL02	BV4HVCY	DB1	SL02	380
SL01-SL32-SL45	BV4HVCY	SL02	SL32-SL45	290
SL01-SL46-SL59	BV4HVCY	SL02	SL46-SL59	270
SL01-ACB-098	BV4HVCY	SL01	ACB-098	270
SL02-ACB-098	BV4HVCY	SL02	ACB-098	270
SL01-SL33-SL40	BV4HVCY	SL33	SL40	160

SECURITY LIGHTING ZONES	
ZONE	POLE NUMBER
1	SL05-SL17
2	SL18-SL31
3	SL32-SL45
4	SL46-SL59



ENTRANCE GATE LIGHTING LAYOUT

SLO1-SLO4 SHALL BE SUPPLIED AND SWITCHED FROM ACB



DETAIL 'A'

- [illegible]

[illegible]

UPINGTON MTS
SECURITY LIGHTING

DATE 18/09/2023	SCALE 1:500	SOL P21P05-SE-E43