





LEGEND

	COL'S OR WALLS OVER SLAB
	COL'S OR WALLS UNDER SLAB
	BWK WALLS OVER SLAB
	BWK WALLS UNDER SLAB

- 2) FOS'LE WHEELER GRADE ELEVATION
0.000 EQUALS ELEVATION +1460.000
- 3) THIS DRAWING TO BE READ IN
CONJUNCTION WITH DRAWINGS
21362-0-43-1000 & 21362-0-43-1010
- 4) ALL CONCRETE IN CONTACT WITH
SOIL TO BE COVERED WITH 375#
SHEETPIPING (AS SHOWN)
- 5) ALL 375# SHEETPIPING TO BE FUSE
WELDED.

REFERENCE DRAWINGS

- 1361-0-01-1 - OVERALL PLOT PLAN
1361-0-03-1000 - FINE CAP LAYOUT (SOUTH)
1362-0-58-001 - PILING LAYOUT - (NORTH)
1362-0-43-1001-BASEMENT SLAB (NORTH)
1362-0-43-1000 - PILE CAP LAY. (NORTH)
1362-0-43-5000 - PILE CAP PLAN

A	135/182	ISSUED FOR CONSTRUCTION	ARC	146/182	
O	142/22	ISSUED FOR INTERNAL & EXTERNAL COMMENT	ARC		
ENTER	RATE	DESCRIPTION	BY	CNO	

REVISIONS

YES COM WATER TREATMENT COMPLEX
MILWAUKEE POWER STATION (YES)
LABORATORY BLOCK

SECTIONS AT PILE
CAP LEVEL

10. Conclusion in the Remarks of

FOSTER WHEELER ENERGY LTD

DRAWN BY	AEG	30/4/82	SCALE	1:50	R
CHECKED BY	12/8	12/8	21362-0-43-1011		
APPROVED BY	11/1	28/8			

NOTE.

THIS DRAWING IS AMENDED
ALL PRINTS NOT CARRYING
AMENDMENT A ARE
TO BE DESTROYED

APPROVED FOR
CONSTRUCTION

ORG. REV. A DATE 10-8-2

1000

133.

CONTRACT No.
14524 24262

1-1531-21362

DRAWN BY	AEG	30/4/82	SCALE	1:50	R
CHECKED BY	12/8	12/8	21362-0-43-1011		
APPROVED BY	12/8	12/8			