


Reference	Rev	Page
DSG-318-037	6	1 of 5

**ESKOM**  
**(KOEBERG NUCLEAR POWER STATION)**  
**SPECIFICATIONS ENGINEERING**

Specification Title

**OVERALL "CONTROLLED ZONE"**

PREPARED BY:




J MULLER (RP)

REVIEWED BY:



S SWARTZ

APPROVED BY:




A STEPHANUS

DATE:

2017 - 05 - 29

CAPTURED BY



S PICKARD

Reference	Rev	Page
DSG-318-037	6	2 of 5

**KOEBERG NUCLEAR POWER STATION**  
**NUCLEAR ENGINEERING**

	<b>APPROVED: N LEE</b>	<b>DATE:</b>
REVISIONS	PREPARED BY	REVIEWED BY
0	G. TORODE	M MEKISICH
1		
2	DC EVANS	JR MELLOR
3	DC EVANS	JR MELLOR
4	DC EVANS	JR MELLOR
5	JH Muller	R ASCHMANN
6	JH MULLER	S SWARTZ

**RECORD OF REVISIONS**

Rev	Date	Description of Revision	Prep.	Rev.	Appr.
0		Original	GT	MM	NL
1					
2	2004-07-30	Update to be inline with original spec	DCE	JRM	AL
3	2004-12-11	Changed sizes in Attachment A	DCE	JRM	AL
4	2006-05-02	Changed description on page 5, paragraph 2.5.3	DCE	JRM	JTA
5	2012-02-16	Include new stock number	JHM	RA	RG
6	2017-04-05	Include new stock number and specification	JHM	SS	AS

Reference	Rev	Page
DSG-318-037	6	3 of 5

**ESKOM**

**KOEBERG NUCLEAR POWER STATION**

**NUCLEAR ENGINEERING**

**SPECIFICATION ENGINEERING GROUP**

**TECHNICAL SPECIFICATION**

**PRODUCT DESCRIPTION:** OVERALL "CONTROLLED ZONE"

**TECHNICAL DESCRIPTION:** OVERALL "CONTROLLED ZONE" AS CONTAINED IN KNPS RADIATION PROTECTION DATA SHEET (ATTACHED) AND AS SPECIFIED IN ESKOM PURCHASE ORDER.

**IDENTIFICATION OF PRODUCT:**

Each package is to be marked with:

1. General description of package content.
2. Manufacturer's name and product part / model numbers.
3. ESKOM's NSN number (if applicable).
4. ESKOM's order number.

**CERTIFICATON:**

Manufacturer / Supplier to complete ESKOM (KOEBERG) CERTIFICATE OF CONFORMANCE certifying that the product supplied meets the requirements of this specification.

\*In addition, the manufacturer shall supply a Certificate of Interchangeability.

*Full details of all deviations from this specification must be submitted to ESKOM (KOEBERG) in writing for clearance prior to manufacture / dispatch of the product.*

Reference	Rev	Page
DSG-318-037	6	4 of 5

## 1.0 SCOPE

- 1.1 This specification covers requirements for material, cut, make and trim of Boilersuits to be used in the Controlled Zone.

## 2.0 REQUIREMENTS

### 2.1 Materials

- 2.1.1 Outer material: The outer material shall be a colour-fast white 67% polyester 33% cotton fabric not less than 205 gsm similar in construction to T057.
- 2.1.2 Interlocking slide fastener No 5 Ziplon 100% polyester zip with autolock slider. NB only one slider.
- 2.1.3 Sewing threads: The sewing threads shall be 80 core spun polyester with a compatible match in colour to fabric used.

### 2.2 Workmanship

- 2.2.1 The garments shall be cut and made to first-class workmanship throughout and shall be free from defects that affect their appearance or may affect their serviceability (or both), and from marks, spots and stains incurred in the making up. All seams shall be smooth and all stitching uniform. Seams and stitching shall be free from twists, pleats, puckers and shall be sufficiently extensible to obviate seam cracking and undue shrinkage in use. All ends of sewing that are not secured in seams or in other sewing shall be adequately back-tacked. All ends of sewing shall have been trimmed and loose threads removed. The boilersuits shall be of uniform and acceptable make, colour, finish and the matching of shades of the component parts shall be such as to be acceptable.

### 2.3 Style

Pilot style one piece concealed zip – front boilersuit with plain (not elasticated) waist, mandrin collar with rounded corners and 2 instrument holding straps. The instrument holding straps shall be of double thickness material, open top and bottom and well stitched on either side. They shall be placed on either side of the chest in lieu of breast pockets. They shall be 100mm deep by 150mm long.

Reference	Rev	Page
DSG-318-037	6	5 of 5

## 2.4 Size definition

2.4.1 Collar contrast to fabric to identify size according to Attachment A.

## 2.5 Make of Boilersuit

2.5.1 All seams are to be triple stitched.

2.5.2 The instrument holding straps shall be stitched down with 2 rows of stitching.

2.5.3 The zip shall be secured with 2 rows of stitching on each stringer and bar-tacked at crotch. The zip shall have only one slider.

2.5.4 All stress points to be bar-tacked.

2.5.5 Cuffs and leg bottoms shall be plain and hemmed.

2.5.6 Sleeves: The raglan sleeves shall be of one-piece construction.

2.5.7 Fronts: The blouse section to be cut in one piece with the trouser section.

2.5.8 Backs: The back shall have a seam down the centre with no join at waist.

2.5.9 There must be no openings in the sides of the garment where hands can be put inside or where contamination can enter.

## 3.0 ATTACHMENTS

3.1 Attachment A: Controlled Zone Overall Measurements

3.2 Attachment B: Controlled Zone Overall Drawing

**Note:** *All suppliers to have their product cleared by radiation protection prior to order being placed.*

Receipt Inspection Required

# ATTACHMENT A

## CONTROLLED ZONE OVERALLS

Size designation*		- Nominal finished garment measurements, cm												
		Circumference of									Length of			
SAP		Colour of collar	Chest	Waist (relaxed)	Seat	Sleeve+ (neck to under arm)	Plain cuff	Knee	Bottoms	Back neck to crutch	Outside leg under arm to bottom	Inside leg	Sleeve under arm to cuff	Sleeve neck to cuff
502884	87	White	104	100	102	38	28	61	54	80	120	65	50	70
0160953	97	Brown	114	110	112	40	30	63	56	94	125	69	50	80
0160952	107	Blue	124	120	122	42	30	63	56	97	135	75	54	84
0160951	117	Grey	134	130	132	44	30	66	56	99	145	85	56	86
0160950	127	Black	144	140	142	46	32	66	56	101	145	85	58	88
0160949	137	Green	154	150	152	48	32	66	56	101	150	90	60	90
0635993	147	Red	164	160	162	50	32	66	56	101	150	92	64	63

ATTACHMENT B

ESKOM

(KOEBERG NUCLEAR POWER STATION)

***OVERALL "CONTROLLED ZONE"***

